

UTAH DEPARTMENT OF VETERANS & MILITARY AFFAIRS

AUGUST 2022



Executive Director: Gary Harter
Deputy Director, Facilities: Jeff Hanson

Deputy Director, Military Affairs: Brian Garrett
Deputy Director, Veteran Services: Cory Pearson

MISSION

The Utah Department of Veterans & Military Affairs serves Veterans, current service members and their families by opening doors to benefits, education and jobs.

We advocate for Utah's military installations and defense sector.

ECONOMIC IMPACT

(Source: Kem C. Gardner Policy Institute, 2021)

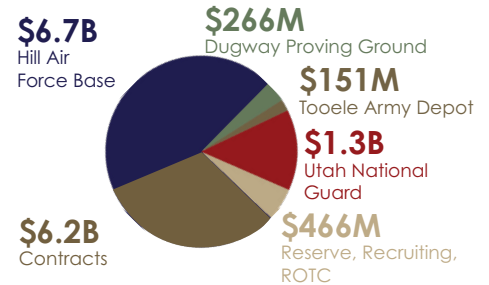
TOTAL ECONOMIC IMPACT

\$19.3B Economic Activity
10.6% Share of State GDP
211,000 Supported Jobs

VETERANS ECONOMIC IMPACT

\$3.2B Economic Activity
36,140 Supported Jobs

MILITARY ECONOMIC IMPACT



VETERANS



3,716
World War II Veterans



8,999
Korean War Veterans



43,246
Vietnam War Veterans



25,572
Cold War/Peacetime Veterans



62,482
Current Conflict Veterans

138,527
Total Veterans



91%



9%

(Source: National Center for Veterans Analysis, 2018)

CURRENT EFFORTS

FY2023 INITIATIVES

- Salt Lake Veterans Home
- State Park Pass, for disabled veterans
- Northern Utah Veterans Cemetery
- Military Schoolchildren Education Specialist
- Veterans Business Resource Center

EXECUTING ONE UTAH ROADMAP

CONTINUING FIGHT AGAINST COVID

PARTICIPATION IN GOVERNOR'S SUICIDE PREVENTION CHALLENGE

CHAMPIONING DoD PRIORITIES & MILITARY INSTALLATION MISSIONS

FOCUSED COMMUNICATIONS & LEVERAGING TECHNOLOGY

- **Veterans Connection**
- **E-Newsletter**
- **veterans.utah.gov**

MILITARY



ARMY **8,719**
Active Duty 165
National Guard 5,715
Reserves 2,839



AIR FORCE **7,123**
Active Duty 4,332
National Guard 1,461
Reserves 1,330



NAVY **450**
Active Duty 50
Reserves 400



MARINES **304**
Active Duty 92
Reserves 212



SPACE FORCE **50**
Active Duty 50



COAST GUARD **2**
Active Duty 2

Active Duty 4,691
National Guard 7,176
Reserves 4,781
Civilians 15,885

32,533

VA BENEFITS & HEALTHCARE

HEALTHCARE



37,254
Unique Patients
VA Salt Lake City Health Care System

324,950
Outpatient visits (FY2020)




COMPENSATION & PENSION

\$654M
Compensation & Benefits

31,529
Utah Veterans w/ a Service
Connected Disability

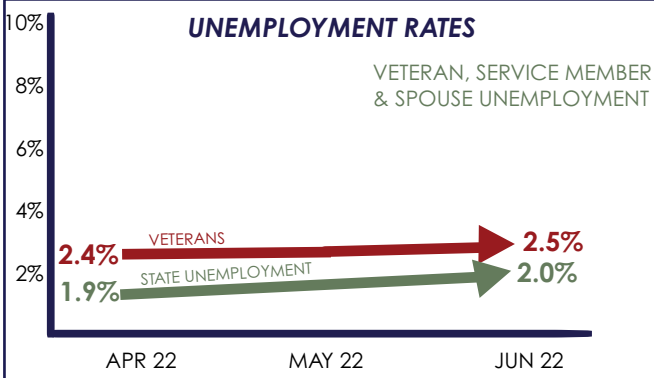
30%

Increase in
Veterans'
compensation
from 2018-2020



(Source: National Center for Veterans Analysis and Statistics, FY2018-2020; VA Salt Lake City Health Care, FY2020)

EMPLOYMENT



ACCELERATED CREDENTIALING TO EMPLOYMENT PROGRAM (ACE)

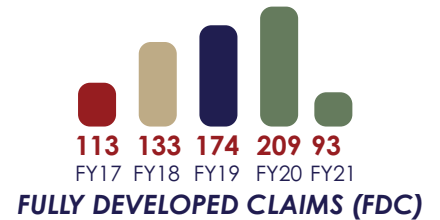
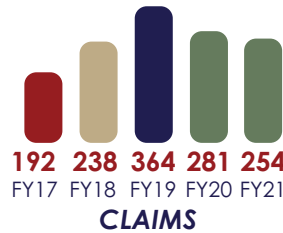
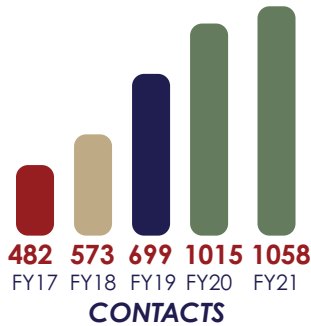


2,038

Utah Patriot Partners (2020)

(Source: Utah Department of Workforce Services, FY21)

VETERANS OUTREACH & SERVICES



VETERAN BUSINESS RESOURCE CENTER



(Calendar Year 2021)

370 Veterans Mentored
38 Business Startups

VETERAN FIRST-TIME HOMEBUYER PROGRAM



(Fiscal Year 2020)

\$500k Funding
203 Grants Awarded

VETERAN PRO BONO LEGAL SUPPORT

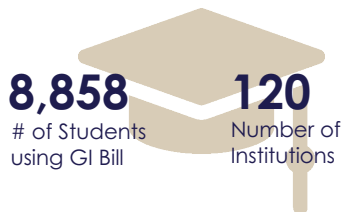


(Fiscal Years 2021)

603 Veterans Inquired
349 Supported by Program
64 Attorneys in Program

(Sources: Salt Lake Community College, UDVMA & Utah Attorney General's Office, FY21)

EDUCATION



VETERAN STUDENT SUPPORT CENTERS

Located at DSU, SLCC, SUU, UofU, USU, UVU, WC, WSU

2,476 Veterans Supported

Veteran Student Support Centers provide orientation, counseling and other services.

NURSING HOMES & CEMETERY

VETERANS HOMES

95% Occupancy
375 Veterans
20 Family Member
395 Total Residents

800 Employees
\$45.5M Expenditures

CMS 5-Star Rating ★

CEMETERY

Internments
FY22 **688**
FY21 **687**
FY20 **671**

Casket to Cremains **62:38**
Veterans to Spouses **73:27**

