

UTAH DEPARTMENT OF VETERANS & MILITARY AFFAIRS

OCTOBER 2022



Executive Director: Gary Harter
Deputy Director, Facilities: Jeff Hanson

Deputy Director, Military Affairs: Brian Garrett
Deputy Director, Veteran Services: Cory Pearson

MISSION

The Utah Department of Veterans & Military Affairs serves Veterans, current service members and their families by opening doors to benefits, education and jobs.

We advocate for Utah's military installations and defense sector.

ECONOMIC IMPACT

(Source: Kem C. Gardner Policy Institute, 2021)

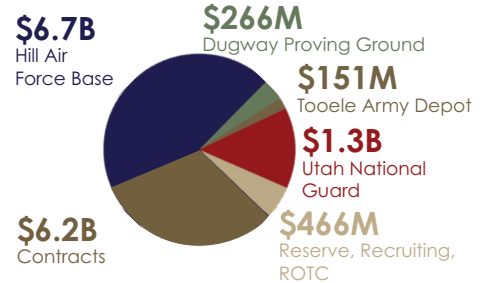
TOTAL ECONOMIC IMPACT

\$19.3B Economic Activity
10.6% Share of State GDP
211,000 Supported Jobs

VETERANS ECONOMIC IMPACT

\$3.2B Economic Activity
36,140 Supported Jobs

MILITARY ECONOMIC IMPACT



VETERANS



3,716
World War II Veterans



8,999
Korean War Veterans



43,246
Vietnam War Veterans



25,572
Cold War/Peacetime Veterans



62,482
Current Conflict Veterans

138,527
Total Veterans



91%



9%

(Source: National Center for Veterans Analysis, 2018)

CURRENT EFFORTS

FY2023 INITIATIVES

- Salt Lake Veterans Home
- State Park Pass, for disabled veterans
- Northern Utah Veterans Cemetery
- Military Schoolchildren Education Specialist
- Veterans Business Resource Center

EXECUTING ONE UTAH ROADMAP

CONTINUING FIGHT AGAINST COVID

PARTICIPATION IN GOVERNOR'S SUICIDE PREVENTION CHALLENGE

CHAMPIONING DoD PRIORITIES & MILITARY INSTALLATION MISSIONS

FOCUSED COMMUNICATIONS & LEVERAGING TECHNOLOGY

- **Veterans Connection**
- **E-Newsletter**
- **veterans.utah.gov**

MILITARY



ARMY **8,719**
Active Duty 165
National Guard 5,715
Reserves 2,839



AIR FORCE **7,123**
Active Duty 4,332
National Guard 1,461
Reserves 1,330



NAVY **450**
Active Duty 50
Reserves 400



MARINES **304**
Active Duty 92
Reserves 212



SPACE FORCE **50**
Active Duty 50



COAST GUARD **2**
Active Duty 2

Active Duty 4,691
National Guard 7,176
Reserves 4,781
Civilians 15,885

32,533

VA BENEFITS & HEALTHCARE

HEALTHCARE



37,254
Unique Patients
VA Salt Lake City Health Care System

324,950
Outpatient visits (FY2020)



COMPENSATION & PENSION

\$713M
Compensation & Benefits

31,529
Utah Veterans w/ a Service
Connected Disability

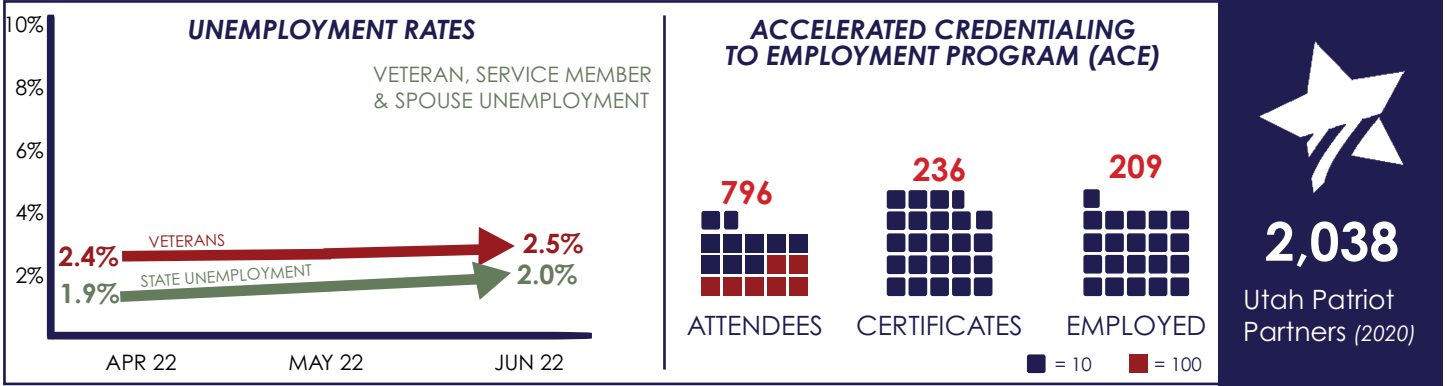
41%

Increase in
Veterans'
compensation
from 2018-2021



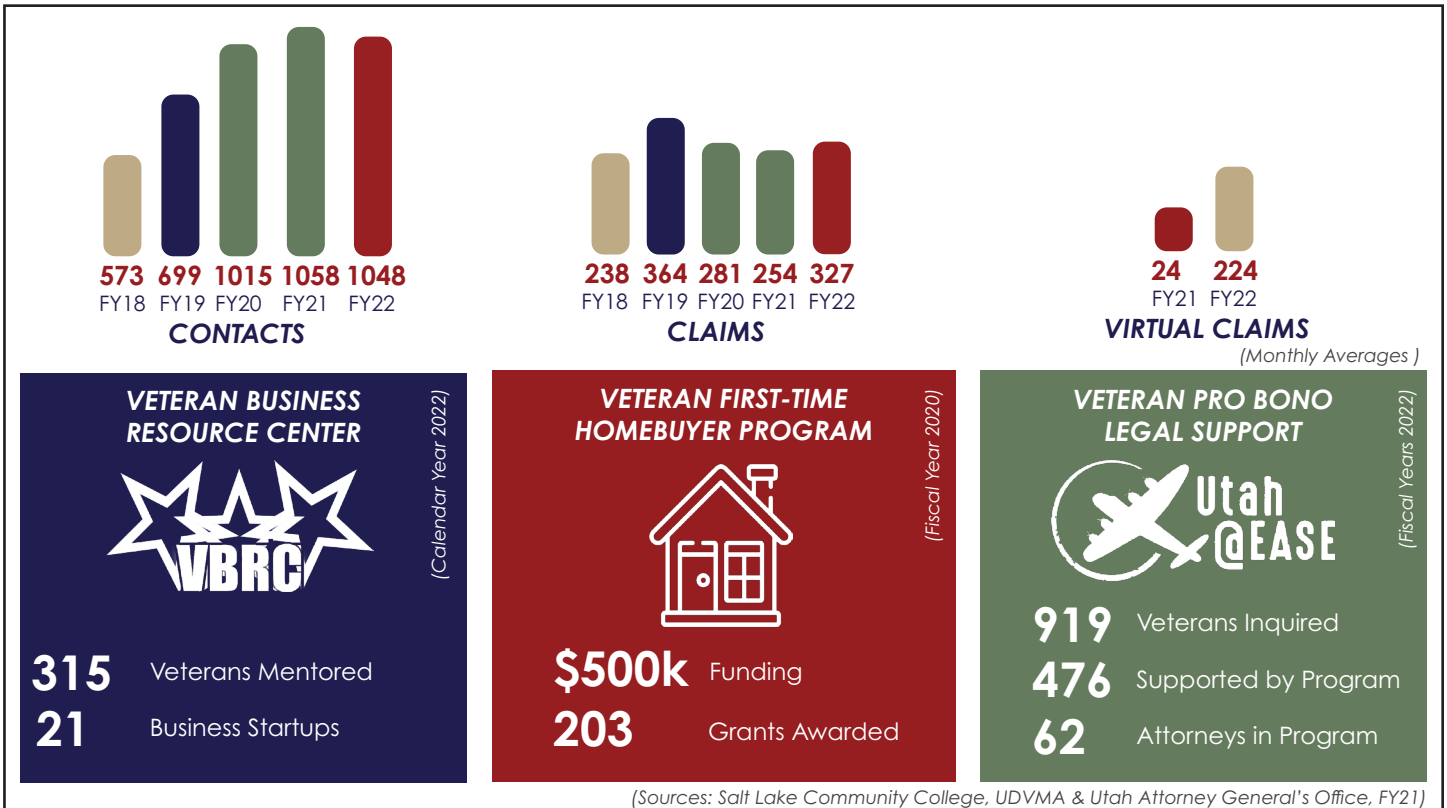
(Source: National Center for Veterans Analysis and Statistics, FY2018-2020; VA Salt Lake City Health Care, FY2020)

EMPLOYMENT

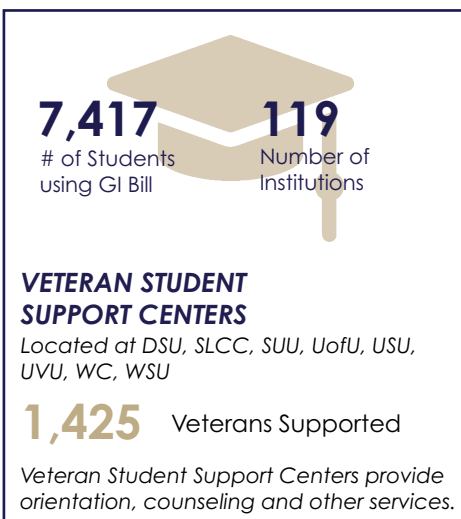


(Source: Utah Department of Workforce Services, FY21)

VETERANS OUTREACH & SERVICES



EDUCATION



NURSING HOMES & CEMETERY

