

UTAH DEPARTMENT OF VETERANS & MILITARY AFFAIRS

JANUARY 2023



Executive Director: Gary Harter
Deputy Director, Facilities: Jeff Hanson

Deputy Director, Military Affairs: Brian Garrett
Deputy Director, Veteran Services: Cory Pearson

MISSION

The Utah Department of Veterans & Military Affairs serves Veterans, current service members and their families by opening doors to benefits, education and jobs.

We advocate for Utah's military installations and defense sector.

ECONOMIC IMPACT

(Source: Kem C. Gardner Policy Institute, 2021)

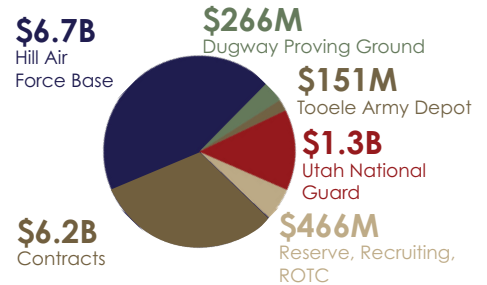
TOTAL ECONOMIC IMPACT

\$19.3B Economic Activity
10.6% Share of State GDP
211,000 Supported Jobs

VETERANS ECONOMIC IMPACT

\$3.2B Economic Activity
36,140 Supported Jobs

MILITARY ECONOMIC IMPACT



VETERANS



3,716
World War II Veterans



8,999
Korean War Veterans



43,246
Vietnam War Veterans



25,572
Cold War/Peacetime Veterans



62,482
Current Conflict Veterans

138,527
Total Veterans



91%



9%

(Source: National Center for Veterans Analysis, 2018)

CURRENT EFFORTS

FY2023 INITIATIVES

- Salt Lake Veterans Home
- State Park Pass, for disabled veterans
- Northern Utah Veterans Cemetery
- Military Schoolchildren Education Specialist
- Veterans Business Resource Center

EXECUTING ONE UTAH ROADMAP

TRANSITION EXCELLENCE CENTER

PARTICIPATION IN GOVERNOR'S SUICIDE PREVENTION CHALLENGE

CHAMPIONING DoD PRIORITIES & MILITARY INSTALLATION MISSIONS

FOCUSED COMMUNICATIONS & LEVERAGING TECHNOLOGY

- **Veterans Business Registry**
- **E-Newsletter**
- **veterans.utah.gov**

MILITARY



ARMY **8,454**
Active Duty 185
National Guard 5,648
Reserves 2,321



AIR FORCE **6,838**
Active Duty 4,175
National Guard 1,373
Reserves 1,290



NAVY **388**
Active Duty 47
Reserves 341



MARINES **210**
Active Duty 94
Reserves 341



SPACE FORCE **50**
Active Duty 50



COAST GUARD **2**
Active Duty 2

Active Duty 4,553
National Guard 7,021
Reserves 3,911
Civilians 15,562

31,454

VA BENEFITS & HEALTHCARE

HEALTHCARE



81,390
Unique Patients
VA Salt Lake City Health Care System
695,300
Outpatient visits (FY2022)




COMPENSATION & PENSION

\$713M
Compensation & Benefits
31,529
Utah Veterans w/ a Service Connected Disability

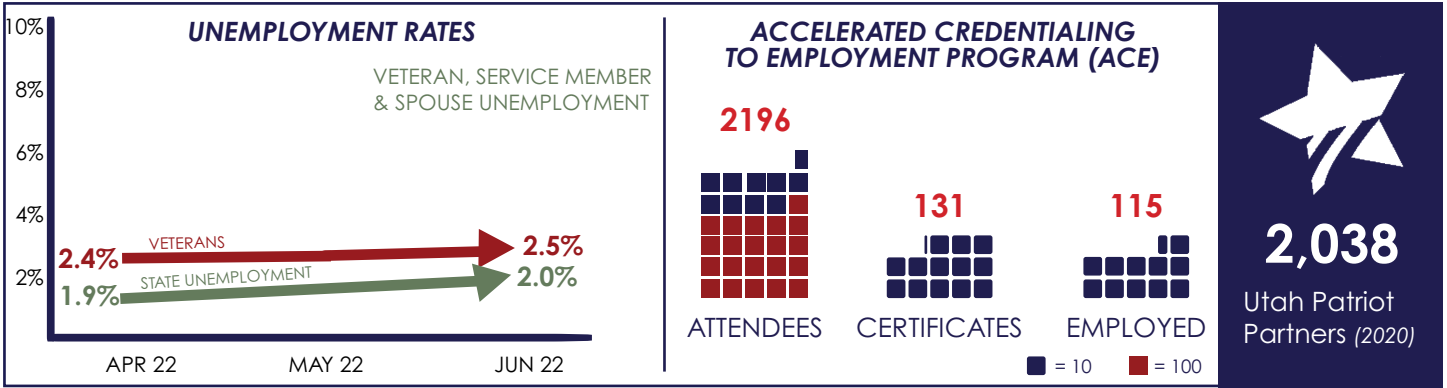
41%

Increase in Veterans' compensation from 2018-2022




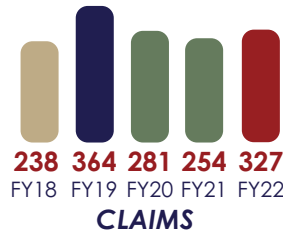
(Source: National Center for Veterans Analysis and Statistics, FY2018-2022; VA Salt Lake City Health Care, FY2022)

EMPLOYMENT



(Source: Utah Department of Workforce Services, FY21)

VETERANS OUTREACH & SERVICES



VETERAN BUSINESS RESOURCE CENTER

(Calendar Year 2022)

335 Veterans Mentored
28 Business Startups

VETERAN FIRST-TIME HOMEBUYER PROGRAM

(Fiscal Year 2022)

\$500k Funding
200 Grants Awarded

VETERAN PRO BONO LEGAL SUPPORT

(Fiscal Years 2022)

937 Veterans Inquired
487 Supported by Program
62 Attorneys in Program

(Sources: Salt Lake Community College, UDVMA & Utah Attorney General's Office, FY21)

EDUCATION

7,652 # of Students using GI Bill @
216 Number of Institutions

VETERAN STUDENT SUPPORT CENTERS
Located at SLCC, SC SUU, UofU, USU, UTU, UVU, WSU

1,969 Veterans Supported

Veteran Student Support Centers provide orientation, counseling and other services.

NURSING HOMES & CEMETERY

VETERANS HOMES

95% Occupancy	800 Employees
378 Veterans	
20 Family Member	\$45.5M Expenditures
398 Total Residents	

4-Star SLC | 5-Star Ogden, Payson, Ivins ★

CEMETERY

Interments	Category	Count
FY23	Casket to Cremains	56:44
FY22	Veterans to Spouses	68:32
FY21		68:32